




|   | CÓDIGO   | DESCRIPCIÓN                               | GRUPO             | OEM   | FOTO  |
|---|--|---|-------------------|---|---|
| 1 | 0122-NRE210  | TIRANTE ASSIALE STERZO                    | Sterzo            | 45510-02370                                 |    |
|   | TOYOTA PRIUS Hatchback (_W5_) (2015-...) 1.8 Hybrid (90KW / 122HP)                           |   |                   |   |   |
|   | TOYOTA PRIUS PHV (_W52_) Hatchback (_W52_) (2016-...) 1.8 Plug-in Hybrid (72KW / 98HP)       |   |                   |   |   |
|   | TOYOTA COROLLA Hatchback (_E21_) Hatchback (_E21_) (2018-...) 2.0 (125KW / 170HP)            |   |                   |   |   |
|   | TOYOTA COROLLA Hatchback (_E21_) Hatchback (_E21_) (2018-...) 1.2 (85KW / 116HP)             |   |                   |   |   |
|   | TOYOTA AURIS Hatchback (2018-...) 1.2 4WD (96KW / 131HP)                                     |   |                   |   |   |
| 2 | 0125-GGL15LH   | TIRANTE POSTERIORE LONGITUDINALE SINISTRO | Sospensione ruota | 48780-0E061;<br>48780-0E090;<br>48780-48090 |   |
|   | LEXUS RX Closed Off-Road Vehicle 350 AWD (GGL15_) (_L1_) (2008-2015) 350 AWD (206KW / 280HP) |   |                   |   |   |
|   | LEXUS RX Closed Off-Road Vehicle 350 AWD (GGL15_) (_L1_) (2008-2015) 350 (206KW / 280HP)     |   |                   |   |   |
|   | LEXUS RX Closed Off-Road Vehicle 350 AWD (GGL15_) (_L1_) (2008-2015) 270 (138KW / 188HP)     |   |                   |   |   |
|   | LEXUS RX Closed Off-Road Vehicle 350 AWD (GGL15_) (_L1_) (2008-2015) 350 AWD (204KW / 277HP) |   |                   |   |   |
|   | LEXUS RX Closed Off-Road Vehicle 350 AWD (GGL15_) (_L1_) (2008-2015) 350 AWD (205KW / 279HP) |   |                   |   |   |
| 3 | 0125-GGL15RH   | TIRANTE POSTERIORE LONGITUDINALE DESTRO   | Sospensione ruota | 48760-0E080;<br>48760-48060;<br>48760-48061 |  |
|   | LEXUS RX Closed Off-Road Vehicle 350 AWD (GGL15_) (_L1_) (2008-2015) 350 AWD (206KW / 280HP) |   |                   |   |   |
|   | LEXUS RX Closed Off-Road Vehicle 350 AWD (GGL15_) (_L1_) (2008-2015) 350 (206KW / 280HP)     |   |                   |   |   |
|   | LEXUS RX Closed Off-Road Vehicle 350 AWD (GGL15_) (_L1_) (2008-2015) 270 (138KW / 188HP)     |   |                   |   |   |
|   | LEXUS RX Closed Off-Road Vehicle 350 AWD (GGL15_) (_L1_) (2008-2015) 350 AWD (204KW / 277HP) |   |                   |   |   |
|   | LEXUS RX Closed Off-Road Vehicle 350 AWD (GGL15_) (_L1_) (2008-2015) 350 AWD (205KW / 279HP) |   |                   |   |   |



|  | CÓDIGO   | DESCRIPCIÓN                                | GRUPO             | OEM         | FOTO  |
|--|--|--|-------------------|-------------|---|
| 4  | 0125-GRJ200R   | TIRANTE POSTERIORE LONGITUDINALE INFERIORE | Sospensione ruota | 48720-60070 |    |
|  | LEXUS LX Closed Off-Road Vehicle 570 (URJ201_) (J2_) (2007-) 570 (270KW / 367HP)       |  |                   |             |   |
|  | TOYOTA LAND CRUISER 200 Closed Off-Road Vehicle (J2_) (2007-) 5.7 V8 (284KW / 386HP)   |  |                   |             |   |
|  | TOYOTA LAND CRUISER 200 Closed Off-Road Vehicle (J2_) (2007-) 4.5 D4-D (173KW / 235HP) |  |                   |             |   |
|  | TOYOTA LAND CRUISER 200 Closed Off-Road Vehicle (J2_) (2007-) 4.0 (176KW / 239HP)      |  |                   |             |   |
| 5  | 0174-AXVH70LOWR  | BUSSOLA DI GUIDA PINZA FRENO POSTERIORE    | Impianto frenante | 4781478010  |   |
|  | LEXUS IS Saloon 250 AWD (GSE35_) (E3_) (2013-2015) 300h (133KW / 181HP)                |  |                   |             |   |
|  | LEXUS RC Coupe 350 (C1_) (2014-) 300h (133KW / 181HP)                                  |  |                   |             |   |
|  | LEXUS NX Hatchback 200 (AGZ10_) (Z1_) (2014-...) 200 (110KW / 150HP)                   |  |                   |             |   |
|  | TOYOTA ALPHARD / VELLFIRE MPV (H3_) (2015-...) 2.5 Hybrid (112KW / 152HP)              |  |                   |             |   |
| 6  | 0174-AXVH70UPR   | BUSSOLA DI GUIDA PINZA FRENO POSTERIORE    | Impianto frenante | 47815-78010 |  |
|  | LEXUS IS Saloon 250 AWD (GSE35_) (E3_) (2013-2015) 300h (133KW / 181HP)                |  |                   |             |   |
|  | LEXUS RC Coupe 350 (C1_) (2014-) 300h (133KW / 181HP)                                  |  |                   |             |   |
|  | LEXUS NX Hatchback 200 (AGZ10_) (Z1_) (2014-...) 200 (110KW / 150HP)                   |  |                   |             |   |
|  | TOYOTA ALPHARD / VELLFIRE MPV (H3_) (2015-...) 2.5 Hybrid (112KW / 152HP)              |  |                   |             |   |
| TOYOTA ALPHARD / VELLFIRE MPV (H3_) (2015-...) 3.5 (206KW / 280HP) |  |  |                   |             |   |

|   | CÓDIGO  | DESCRIPCIÓN                    | GRUPO                  | OEM   | FOTO  |
|---|---|--------------------------------|------------------------|---|---|
| 7 | 0190-GRJ200   | TENDITORE CINGHIA              | Trasmissione a cinghia | 16620-31012   |    |
|   | TOYOTA LAND CRUISER (_J15_) Closed Off-Road Vehicle (_J15_) (2009-...) 4.0 V6 VVT-i (207KW / 282HP) |                                |                        |   |   |
|   | TOYOTA LAND CRUISER PRADO Closed Off-Road Vehicle (_J15_) (2009-) 4.0 V6 VVT-i (207KW / 282HP)      |                                |                        |   |   |
|   | TOYOTA LAND CRUISER (_J12_) Closed Off-Road Vehicle (_J12_) (2002-2009) 4.0 (203KW / 276HP)         |                                |                        |   |   |
|   | TOYOTA LAND CRUISER PRADO Closed Off-Road Vehicle (_J12_) (2002-2009) 4.0 (203KW / 276HP)           |                                |                        |   |   |
|   | TOYOTA FJ CRUISER Closed Off-Road Vehicle (GSJ1_) (2006-2010) 4.0 4WD (203KW / 276HP)               |                                |                        |   |   |
| 8 | 0325-RW   | TIRANTE POSTERIORE TRASVERSALE | Sospensione ruota      | 52370-TBA-A00;<br>52370-TGG-A00;<br>52370-TGH-A00;<br>52370-TLA-A01;<br>52370-TVA-A01 |   |
|   | HONDA CIVIC X Saloon (FC_) Saloon (FC_) (2015-...) 1.5 (130KW / 177HP)                              |                                |                        |   |   |
|   | HONDA CIVIC Saloon (FC_) (2016-...) 1.5 RS Turbo (127KW / 173HP)                                    |                                |                        |   |   |
|   | HONDA CIVIC X Coupe Coupe (1985-1989) 1.5 (130KW / 177HP)   |                                |                        |   |   |
|   | HONDA CIVIC X Saloon (FC_) Saloon (FC_) (2015-...) 1.5 (125KW / 170HP)                              |                                |                        |   |   |
|   | HONDA CIVIC Saloon (FC_) (2016-...) 1.5 VTEC (134KW / 182HP)  |                                |                        |   |   |
| 9 | 0325-RWR  | TIRANTE POSTERIORE TRASVERSALE | Sospensione ruota      | 52510-TBA-A00;<br>52510-TBA-A01;<br>52510-TGG-A00;<br>52510-TLA-A01                   |  |
|   | HONDA CIVIC X Saloon (FC_) Saloon (FC_) (2015-...) 1.5 (130KW / 177HP)                              |                                |                        |   |   |
|   | HONDA CIVIC Saloon (FC_) (2016-...) 1.5 RS Turbo (127KW / 173HP)                                    |                                |                        |   |   |
|   | HONDA CIVIC X Coupe Coupe (1985-1989) 1.5 (130KW / 177HP)   |                                |                        |   |   |
|   | HONDA CIVIC X Saloon (FC_) Saloon (FC_) (2015-...) 1.5 (125KW / 170HP)                              |                                |                        |   |   |
|   | HONDA CIVIC Saloon (FC_) (2016-...) 1.5 VTEC (134KW / 182HP)  |                                |                        |   |   |





|  | CÓDIGO  | DESCRIPCIÓN  | GRUPO                | OEM                             | FOTO  |
|--|---|--|----------------------|---------------------------------|---|
| 10   | 0375-FCF  | KIT<br>RIPARAZIONE,<br>PINZA FRENO<br>ANTERIORE            | Impianto<br>frenante | 01463-T2G-A00;<br>01463-T2G-A01 |    |
|  | HONDA HR-V Closed Off-Road Vehicle (GH) (1999-...) 1.6 16V (77KW / 105HP)       |  |                      |                                 |   |
|  | HONDA HR-V Closed Off-Road Vehicle (GH) (1999-...) 1.6 16V 4WD (77KW / 105HP)   |  |                      |                                 |   |
|  | HONDA CIVIC Saloon (FD,FA) (2005-2012) 1.8 EXS Flex (103KW / 140HP)             |  |                      |                                 |   |
|  | HONDA CIVIC Hatchback (FK) (2012-...) 1.4 i-VTEC (73KW / 99HP)                  |  |                      |                                 |   |
| HONDA CIVIC Hatchback (FK) (2012-...) 1.8 i-VTEC (104KW / 141HP) |   |  |                      |                                 |   |
| 11   | 2120-TTGF   | TESTINA<br>BRACCIO<br>OSCILLANTE<br>ANTERIORE<br>INFERIORE | Sospensione<br>ruota | BK3Z-3050-A                     |   |
|  | FORD TRANSIT Bus (FD_ ,FB_ ,FS_ ,FZ_ ,FC_ ) (2000-2014) 2.2 TDCi (92KW / 125HP) |  |                      |                                 |   |
|  | FORD TRANSIT Box (FA_ ) (2000-2014) 2.2 TDCi (92KW / 125HP)                     |  |                      |                                 |   |
|  | FORD TRANSIT Platform/Chassis (FM_ ,FN_ ) (2000-2014) 2.2 TDCi (92KW / 125HP)   |  |                      |                                 |   |
|  | FORD TRANSIT TOURNEO Bus (1994-2014) 2.2 TDCi (81KW / 110HP)                    |  |                      |                                 |   |
| FORD TRANSIT TOURNEO Bus (1994-2014) 2.2 TDCi (96KW / 131HP)     |   |  |                      |                                 |   |
| 12   | 2321-GIVRH  | TESTINA<br>STERZO<br>DESTRA                                | Sterzo               | 1J0 422 812 B                   |  |
|  | AUDI A3 Hatchback (8L1) (1996-2003) 1.6 (74KW / 101HP)                          |  |                      |                                 |   |
|  | AUDI A3 Hatchback (8L1) (1996-2003) 1.8 (92KW / 125HP)                          |  |                      |                                 |   |
|  | AUDI A3 Hatchback (8L1) (1996-2003) 1.8 T (110KW / 150HP)                       |  |                      |                                 |   |
|  | AUDI A3 Hatchback (8L1) (1996-2003) 1.9 TDI (66KW / 90HP)                       |  |                      |                                 |   |
| AUDI A3 Hatchback (8L1) (1996-2003) 1.9 TDI (81KW / 110HP)       |   |  |                      |                                 |   |

|    | CÓDIGO   | DESCRIPCIÓN                               | GRUPO             | OEM                           | FOTO  |
|----|--|---|-------------------|-------------------------------|---|
| 13 | 2425-DUSTR LH  | TIRANTE POSTERIORE LONGITUDINALE SINISTRO | Sospensione ruota | 55 11 193 05R;<br>55111-00Q0A |    |
|    | DACIA DUSTER Closed Off-Road Vehicle (2010-...) 1.5 dCi 4x4 (66KW / 90HP)        |   |                   |                               |   |
|    | RENAULT DUSTER Closed Off-Road Vehicle (HS_) (2011-2015) 2.0 4x4 (99KW / 135HP)  |   |                   |                               |   |
|    | DACIA DUSTER Closed Off-Road Vehicle (2010-...) 1.6 16V 4x4 (77KW / 105HP)       |   |                   |                               |   |
|    | RENAULT DUSTER Closed Off-Road Vehicle (HS_) (2011-2015) 2.0 4x4 (101KW / 137HP) |   |                   |                               |   |
|    | DACIA DUSTER Closed Off-Road Vehicle (2010-...) 1.5 dCi 4x4 (80KW / 109HP)       |   |                   |                               |   |
| 14 | 2425-DUSTR RH  | TIRANTE POSTERIORE LONGITUDINALE DESTRO   | Sospensione ruota | 55 11 078 94R;<br>55110-00Q0A |   |
|    | DACIA DUSTER Closed Off-Road Vehicle (2010-...) 1.5 dCi 4x4 (66KW / 90HP)        |   |                   |                               |   |
|    | RENAULT DUSTER Closed Off-Road Vehicle (HS_) (2011-2015) 2.0 4x4 (99KW / 135HP)  |   |                   |                               |   |
|    | DACIA DUSTER Closed Off-Road Vehicle (2010-...) 1.6 16V 4x4 (77KW / 105HP)       |   |                   |                               |   |
|    | RENAULT DUSTER Closed Off-Road Vehicle (HS_) (2011-2015) 2.0 4x4 (101KW / 137HP) |   |                   |                               |   |
|    | DACIA DUSTER Closed Off-Road Vehicle (2010-...) 1.5 dCi 4x4 (80KW / 109HP)       |   |                   |                               |   |
| 15 | 2522-308   | TIRANTE ASSIALE STERZO                    | Sterzo            | 3812.F2                       |  |
|    | PEUGEOT 5008 MPV (0U_0E_) (2009-...) 1.6 HDi (82KW / 112HP)                      |   |                   |                               |   |
|    | CITROEN BERLINGO Box (M_) (1996-2011) 1.1 i (44KW / 60HP)                        |   |                   |                               |   |
|    | CITROEN BERLINGO Box (M_) (1996-2011) 1.4 i (55KW / 75HP)                        |   |                   |                               |   |
|    | CITROEN BERLINGO Box (M_) (1996-2011) 1.8 D (43KW / 59HP)                        |   |                   |                               |   |
|    | CITROEN BERLINGO Box (M_) (1996-2011) 1.9 D (51KW / 70HP)                        |   |                   |                               |   |

|    | CÓDIGO   | DESCRIPCIÓN       | GRUPO                 | OEM         | FOTO  |
|----|--|-------------------|-----------------------|-------------|---|
| 16 | 88430-142020F  | ANELLO TENUTA     | Lubrificazione        | 21513-23001 |    |
|    | HYUNDAI SANTA FÉ II (CM) Closed Off-Road Vehicle (CM) (2006-2012) 3.3 (180KW / 245HP)        |                   |                       |             |   |
|    | HYUNDAI SANTA FÉ I (SM) Closed Off-Road Vehicle (SM) (2000-2006) 2.7 4x4 (132KW / 180HP)     |                   |                       |             |   |
|    | HYUNDAI ix20 Hatchback (JC) (2010-...) 1.4 (66KW / 90HP)                                     |                   |                       |             |   |
|    | HYUNDAI ix20 Hatchback (JC) (2010-...) 1.6 (92KW / 125HP)                                    |                   |                       |             |   |
|    | HYUNDAI ix20 Hatchback (JC) (2010-...) 1.4 CRDi (66KW / 90HP)                                |                   |                       |             |   |
| 17 | 95GEY-33451010X  | PARAOLIO SEMIASSE | Trasmissione al ponte | 33114-3KA0A |   |
|    | INFINITI JX Closed Off-Road Vehicle Closed Off-Road Vehicle (2009-2013) 3.5 (198KW / 269HP)  |                   |                       |             |   |
|    | INFINITI JX Closed Off-Road Vehicle (2012-2013) 3.5 AWD (198KW / 269HP)                      |                   |                       |             |   |
|    | NISSAN PATHFINDER Closed Off-Road Vehicle (R52) (2012-...) 3.5 (194KW / 264HP)               |                   |                       |             |   |
|    | NISSAN PATHFINDER Closed Off-Road Vehicle (R52) (2012-...) 3.5 4WD (194KW / 264HP)           |                   |                       |             |   |
| 18 | 95HDY-46940826C  | PARAOLIO SEMIASSE | Trasmissione al ponte | 9031147035  |  |
|    | TOYOTA FORTUNER Closed Off-Road Vehicle (_N5_,_N6_) (2004-2015) 3.0 D 4WD (120KW / 163HP)    |                   |                       |             |   |
|    | TOYOTA FORTUNER Closed Off-Road Vehicle (_N5_,_N6_) (2004-2015) 2.5 D-4D 4WD (75KW / 102HP)  |                   |                       |             |   |
|    | TOYOTA FORTUNER Closed Off-Road Vehicle (_N5_,_N6_) (2004-2015) 2.5 D-4D 4WD (106KW / 144HP) |                   |                       |             |   |
|    | TOYOTA HILUX Pickup (_N1_,_N2_,_N3_) (2004-2015) 2.5 D 4WD (75KW / 102HP)                    |                   |                       |             |   |
|    | TOYOTA FORTUNER Closed Off-Road Vehicle (_N5_,_N6_) (2004-2015) 2.7 4WD (118KW / 160HP)      |                   |                       |             |   |

|    | CÓDIGO   | DESCRIPCIÓN                  | GRUPO                 | OEM         | FOTO  |
|----|--|------------------------------|-----------------------|-------------|---|
| 19 | 95HDY-801221018X   | PARAOLIO DI MOZZO POSTERIORE | Sospensione ruota     | 52810-45210 |    |
|    | KARRY YOUYOU Bus () (2009-2012) 1.0 (NULL)   |                              |                       |             |   |
|    | RIICH M5 Saloon () (2010-2014) 1.3 (62KW / 84HP)   |                              |                       |             |   |
|    | RIICH G5 Saloon (2011-2014) 2.0 (102KW / 139HP)  |                              |                       |             |   |
|    | RIICH M1 Hatchback () (2011-2014) 1.0 (NULL)   |                              |                       |             |   |
|    | FORD KA Van Box (RB) (2002-2005) 1.3 i (44KW / 60HP)   |                              |                       |             |   |
| 20 | 95HES-52951315C  | PARAOLIO SEMIASSE            | Trasmissione al ponte | 43112-09010 |   |
|    | SSANGYONG KYRON Closed Off-Road Vehicle (2005-...) 2.7 Xdi (120KW / 163HP)                           |                              |                       |             |   |
|    | SSANGYONG REXTON (GAB_) Closed Off-Road Vehicle (GAB_) (2002-2012) 2.7 Xdi 4x4 (118KW / 160HP)       |                              |                       |             |   |
|    | SSANGYONG REXTON (GAB_) Closed Off-Road Vehicle (GAB_) (2002-2012) 2.7 Xdi Turbo 4x4 (132KW / 180HP) |                              |                       |             |   |
|    | SSANGYONG KYRON Closed Off-Road Vehicle (2005-...) 2.3 (110KW / 150HP)                               |                              |                       |             |   |
|    | SSANGYONG KYRON Closed Off-Road Vehicle (2005-...) 2.0 Xdi (100KW / 136HP)                           |                              |                       |             |   |
| 21 | 95JAS-45611015L  | PARAOLIO SEMIASSE            | Trasmissione al ponte | 3231A015    |  |
|    | MITSUBISHI L200 Pickup (KJ_,KK_,KL_,MQ,MR) (2014-...) 2.5 DI-D (131KW / 178HP)                       |                              |                       |             |   |
|    | MITSUBISHI TRITON Pickup (KJ_,KK_,KL_,MQ,MR) (2014-...) 2.5 DI-D (131KW / 178HP)                     |                              |                       |             |   |
|    | MITSUBISHI L200 Pickup (KJ_,KK_,KL_,MQ,MR) (2014-...) 2.5 DI-D 4WD (131KW / 178HP)                   |                              |                       |             |   |
|    | MITSUBISHI TRITON Pickup (KJ_,KK_,KL_,MQ,MR) (2014-...) 2.5 DI-D 4WD (131KW / 178HP)                 |                              |                       |             |   |
|    | MITSUBISHI L200 Pickup (KJ_,KK_,KL_,MQ,MR) (2014-...) 2.4 DI-D (133KW / 181HP)                       |                              |                       |             |   |



|    | CÓDIGO   | DESCRIPCIÓN       | GRUPO                 | OEM                          | FOTO  |
|----|--|-------------------|-----------------------|------------------------------|---|
| 22 | 95MES-52701214R  | PARAOLIO SEMIASSE | Trasmissione al ponte | 4311209000                   |    |
|    | SSANGYONG KYRON Closed Off-Road Vehicle (2005-...) 2.7 Xdi (120KW / 163HP)                           |                   |                       |                              |   |
|    | SSANGYONG REXTON (GAB_) Closed Off-Road Vehicle (GAB_) (2002-2012) 2.7 Xdi 4x4 (118KW / 160HP)       |                   |                       |                              |   |
|    | SSANGYONG REXTON (GAB_) Closed Off-Road Vehicle (GAB_) (2002-2012) 2.7 Xdi Turbo 4x4 (132KW / 180HP) |                   |                       |                              |   |
|    | SSANGYONG KYRON Closed Off-Road Vehicle (2005-...) 2.3 (110KW / 150HP)                               |                   |                       |                              |   |
|    | SSANGYONG KYRON Closed Off-Road Vehicle (2005-...) 2.0 Xdi (100KW / 136HP)                           |                   |                       |                              |   |
| 23 | 95MFW-32501112R  | PARAOLIO SEMIASSE | Trasmissione al ponte | 312165                       |   |
|    | PEUGEOT 508 Saloon (8D_) (2010-...) 1.6 VTi (88KW / 120HP)   |                   |                       |                              |   |
|    | PEUGEOT 508 SW Estate (8E_) (2010-...) 1.6 VTi (88KW / 120HP)  |                   |                       |                              |   |
|    | PEUGEOT 508 Saloon (8D_) (2010-...) 1.6 THP (115KW / 156HP)  |                   |                       |                              |   |
|    | PEUGEOT 508 SW Estate (8E_) (2010-...) 1.6 THP (115KW / 156HP)                                       |                   |                       |                              |   |
|    | PEUGEOT 508 Saloon (8D_) (2010-...) 1.6 HDi (82KW / 112HP)   |                   |                       |                              |   |
| 24 | 95PEY-33590916R  | PARAOLIO SEMIASSE | Cambio manuale        | 383422716R                   |  |
|    | RENAULT MEGANE Coupe (DZ0/1_) (2008-...) 2.0 TCe (162KW / 220HP)                                     |                   |                       |                              |   |
|    | RENAULT MEGANE Estate (KZ0/1) (2008-...) 1.5 dCi (78KW / 106HP)                                      |                   |                       |                              |   |
|    | RENAULT MEGANE Hatchback (BZ0/1_) (2008-...) 1.5 dCi (78KW / 106HP)                                  |                   |                       |                              |   |
|    | RENAULT MEGANE Hatchback (BZ0/1_) (2008-...) 1.5 dCi (63KW / 86HP)                                   |                   |                       |                              |   |
|    | RENAULT MEGANE Estate (KM0/1_) (2003-2011) 1.9 dCi (85KW / 115HP)                                    |                   |                       |                              |   |
| 25 | 95QAS-41621212X  | PARAOLIO SEMIASSE | Trasmissione al ponte | 19-00-044-009;<br>3241505000 |  |
|    | SSANGYONG RODIUS MPV (2005-) 3.2 (162KW / 220HP)   |                   |                       |                              |   |
|    | SSANGYONG RODIUS MPV (2005-) 3.2 4WD (162KW / 220HP)   |                   |                       |                              |   |
|    | SSANGYONG RODIUS MPV (2005-) 2.7 Xdi (121KW / 165HP)   |                   |                       |                              |   |
|    | SSANGYONG RODIUS MPV (2005-) 2.7 Xdi 4WD (121KW / 165HP)   |                   |                       |                              |   |
|    | SSANGYONG RODIUS MPV (2005-) 2.7 Xdi (120KW / 163HP)   |                   |                       |                              |   |



|    | CÓDIGO  | DESCRIPCIÓN                           | GRUPO               | OEM                        | FOTO  |
|----|---|---------------------------------------|---------------------|----------------------------|---|
| 26 | 95RCW-36621017X   | PARAOLIO SEMIASSE                     | Trasmissione finale | CV6Z-4B416-A               |    |
|    | LINCOLN MKT Closed Off-Road Vehicle (2002-2012) 3.5 AWD (198KW / 269HP) |                                       |                     |                            |   |
|    | FORD FUSION Saloon (CD) (2012-...) 2.0 EcoBoost 4x4 (176KW / 240HP)     |                                       |                     |                            |   |
|    | FORD MONDEO Saloon (CD) (2012-2016) 2.0 EcoBoost 4x4 (176KW / 240HP)    |                                       |                     |                            |   |
|    | FORD FLEX Closed Off-Road Vehicle (2009-...) 3.5 AWD (265KW / 360HP)    |                                       |                     |                            |   |
|    | LINCOLN MKT Closed Off-Road Vehicle (2002-2012) 3.5 (198KW / 269HP)     |                                       |                     |                            |   |
| 27 | ADM-8K  | SUPPORTO MOTORE ANTERIORE (IDRAULICO) | Sospensione motore  | 8R0199381AK;<br>8R0199381C |   |
|    | AUDI A6 Saloon (4G2,4GC,C7) (2010-2015) 2.0 TDI (130KW / 177HP)         |                                       |                     |                            |   |
|    | AUDI A6 Saloon (4G2,4GC,C7) (2010-2015) 3.0 TDI quattro (180KW / 245HP) |                                       |                     |                            |   |
|    | AUDI A6 Saloon (4G2,4GC,C7) (2010-2015) 2.0 TDI (120KW / 163HP)         |                                       |                     |                            |   |
|    | AUDI A6 Estate (4G5,4GD,C7) (2011-2015) 2.0 TDI (130KW / 177HP)         |                                       |                     |                            |   |
|    | AUDI A6 Estate (4G5,4GD,C7) (2011-2015) 3.0 TDI quattro (180KW / 245HP) |                                       |                     |                            |   |
| 28 | BMM-E602WDLH  | SUPPORTO MOTORE SINISTRO (IDRAULICO)  | Sospensione motore  | 22116761089                |  |
|    | BMW 5 Saloon (E60) (2001-2010) 525 i (137KW / 186HP)                    |                                       |                     |                            |   |
|    | BMW 5 Saloon (E60) (2001-2010) 520 i (125KW / 170HP)                    |                                       |                     |                            |   |
|    | BMW 5 Saloon (E60) (2001-2010) 530 i (170KW / 231HP)                    |                                       |                     |                            |   |
|    | BMW 5 Saloon (E60) (2001-2010) 525 i (141KW / 192HP)                    |                                       |                     |                            |   |
|    | BMW 5 Estate (E61) (2004-2010) 525 i (141KW / 192HP)                    |                                       |                     |                            |   |

|    | CÓDIGO   | DESCRIPCIÓN                           | GRUPO              | OEM         | FOTO  |
|----|--|---------------------------------------|--------------------|-------------|---|
| 29 | BMM-E602WDRH   | SUPPORTO MOTORE DESTRO (IDRAULICO)    | Sospensione motore | 22116761090 |    |
|    | BMW 5 Saloon (E60) (2001-2010) 525 i (137KW / 186HP)                             |                                       |                    |             |   |
|    | BMW 5 Saloon (E60) (2001-2010) 520 i (125KW / 170HP)                             |                                       |                    |             |   |
|    | BMW 5 Saloon (E60) (2001-2010) 530 i (170KW / 231HP)                             |                                       |                    |             |   |
|    | BMW 5 Saloon (E60) (2001-2010) 525 i (141KW / 192HP)                             |                                       |                    |             |   |
|    | BMW 5 Estate (E61) (2004-2010) 525 i (141KW / 192HP)                             |                                       |                    |             |   |
| 30 | BMM-E60N46   | SUPPORTO MOTORE ANTERIORE (IDRAULICO) | Sospensione motore | 22116777118 |   |
|    | BMW 5 Saloon (E60) (2001-2010) 520 i (125KW / 170HP)                             |                                       |                    |             |   |
|    | BMW 5 Estate (E61) (2004-2010) 520 i (125KW / 170HP)                             |                                       |                    |             |   |
|    | BMW 5 Saloon (E60) (2001-2010) 520 i (115KW / 156HP)                             |                                       |                    |             |   |
|    | BMW 5 Estate (E61) (2004-2010) 520 i (120KW / 163HP)                             |                                       |                    |             |   |
| 31 | BMM-E70N55   | SUPPORTO MOTORE ANTERIORE (IDRAULICO) | Sospensione motore | 22116786836 |  |
|    | BMW X5 Closed Off-Road Vehicle (E70) (2006-2013) xDrive 35 i (225KW / 306HP)     |                                       |                    |             |   |
|    | BMW X6 Closed Off-Road Vehicle (E71,E72) (2007-2014) xDrive 35 i (225KW / 306HP) |                                       |                    |             |   |
|    | BMW X5 Closed Off-Road Vehicle (E70) (2006-2013) xDrive 35 i (235KW / 320HP)     |                                       |                    |             |   |
|    | BMW X6 Closed Off-Road Vehicle (E71,E72) (2007-2014) xDrive 35 i (240KW / 326HP) |                                       |                    |             |   |
|    | BMW X6 Closed Off-Road Vehicle (E71,E72) (2007-2014) xDrive 35 i (235KW / 320HP) |                                       |                    |             |   |




|  | CÓDIGO   | DESCRIPCIÓN                           | GRUPO              | OEM         | FOTO  |
|--|--|---------------------------------------|--------------------|-------------|---|
| 32   | BMM-E70RH  | SUPPORTO MOTORE DESTRO (IDRAULICO)    | Sospensione motore | 22116865146 |    |
|  | BMW X5 Closed Off-Road Vehicle (E70) (2006-2013) xDrive 35 i (225KW / 306HP)     |                                       |                    |             |   |
|  | BMW X5 Closed Off-Road Vehicle (E70) (2006-2013) 3.0 si (200KW / 272HP)          |                                       |                    |             |   |
|  | BMW X5 Closed Off-Road Vehicle (E70) (2006-2013) 4.8 i xDrive (261KW / 355HP)    |                                       |                    |             |   |
|  | BMW X6 Closed Off-Road Vehicle (E71,E72) (2007-2014) xDrive 35 i (225KW / 306HP) |                                       |                    |             |   |
| BMW X5 Closed Off-Road Vehicle (E70) (2006-2013) xDrive 35 i (235KW / 320HP) |  |                                       |                    |             |   |
| 33   | BMM-E90  | SUPPORTO MOTORE ANTERIORE (IDRAULICO) | Sospensione motore | 22116760330 |   |
|  | BMW 1 Coupe (E82) (2006-2013) M (250KW / 340HP)                                  |                                       |                    |             |   |
|  | BMW 3 Saloon (E90) (2004-2011) 325 i (160KW / 218HP)                             |                                       |                    |             |   |
|  | BMW 3 Saloon (E90) (2004-2011) 330 i (190KW / 258HP)                             |                                       |                    |             |   |
|  | BMW 1 Hatchback (E81) (2006-2011) 130 i (195KW / 265HP)                          |                                       |                    |             |   |
| BMW 3 Estate (E91) (2004-2012) 325 i (160KW / 218HP)                         |  |                                       |                    |             |   |
| 34   | BMM-E90RH  | SUPPORTO MOTORE DESTRO (IDRAULICO)    | Sospensione motore | 22116773744 |  |
|  | BMW 1 Coupe (E82) (2006-2013) M (250KW / 340HP)                                  |                                       |                    |             |   |
|  | BMW 3 Coupe (E92) (2005-2013) 335 i (225KW / 306HP)                              |                                       |                    |             |   |
|  | BMW 3 Saloon (E90) (2004-2011) 335 i (225KW / 306HP)                             |                                       |                    |             |   |
|  | BMW 3 Estate (E91) (2004-2012) 335 i (225KW / 306HP)                             |                                       |                    |             |   |
| BMW 3 Convertible (E93) (2006-2013) 335 i (225KW / 306HP)                    |  |                                       |                    |             |   |

|    | CÓDIGO   | DESCRIPCIÓN                          | GRUPO              | OEM         | FOTO  |
|----|--|--------------------------------------|--------------------|-------------|---|
| 35 | BMM-F10  | SUPPORTO MOTORE (IDRAULICO)          | Sospensione motore | 22117935149 |    |
|    | BMW 5 Saloon (F10) (2009-2016) 525 d (155KW / 211HP)                 |                                      |                    |             |   |
|    | BMW 5 Saloon (F10) (2009-2016) 520 i (120KW / 163HP)                 |                                      |                    |             |   |
|    | BMW 5 Saloon (F10) (2009-2016) 520 i (135KW / 184HP)                 |                                      |                    |             |   |
|    | BMW 5 Saloon (F10) (2009-2016) 528 i (180KW / 245HP)                 |                                      |                    |             |   |
|    | BMW 5 Saloon (F10) (2009-2016) 525 d (160KW / 218HP)                 |                                      |                    |             |   |
| 36 | BMM-F10LH  | SUPPORTO MOTORE SINISTRO (IDRAULICO) | Sospensione motore | 22116777365 |   |
|    | BMW 6 Convertible (F12) (2011-2012) 640 i (235KW / 320HP)            |                                      |                    |             |   |
|    | BMW 6 Coupe (F13) (2010-2012) 640 i (235KW / 320HP)                  |                                      |                    |             |   |
|    | BMW 7 Saloon (F01,F02,F03,F04) (2008-2015) 730 i, Li (190KW / 258HP) |                                      |                    |             |   |
|    | BMW 5 Saloon (F10) (2009-2016) 523 i (150KW / 204HP)                 |                                      |                    |             |   |
| 37 | BMM-F10RH  | SUPPORTO MOTORE DESTRO (IDRAULICO)   | Sospensione motore | 22116786528 |  |
|    | BMW 6 Convertible (F12) (2011-2012) 640 i (235KW / 320HP)            |                                      |                    |             |   |
|    | BMW 6 Coupe (F13) (2010-2012) 640 i (235KW / 320HP)                  |                                      |                    |             |   |
|    | BMW 7 Saloon (F01,F02,F03,F04) (2008-2015) 730 i, Li (190KW / 258HP) |                                      |                    |             |   |
|    | BMW 5 Saloon (F10) (2009-2016) 523 i (150KW / 204HP)                 |                                      |                    |             |   |
|    | BMW 5 Hatchback (F07) (2009-2017) 535 i (225KW / 306HP)              |                                      |                    |             |   |

|  | CÓDIGO  | DESCRIPCIÓN                          | GRUPO              | OEM         | FOTO  |
|--|---|--------------------------------------|--------------------|-------------|---|
| 38   | BMM-F20LH   | SUPPORTO MOTORE ANTERIORE SINISTRO   | Sospensione motore | 22116854251 |    |
|  | BMW 1 Hatchback (F20) (2010-...) 116 i (100KW / 136HP)                      |                                      |                    |             |   |
|  | BMW 1 Hatchback (F20) (2010-...) 118 i (125KW / 170HP)                      |                                      |                    |             |   |
|  | BMW 1 Hatchback (F20) (2010-...) 114 i (75KW / 102HP)                       |                                      |                    |             |   |
|  | BMW 3 Saloon (F30,F80) (2011-2016) 316 i (100KW / 136HP)                    |                                      |                    |             |   |
| BMW 1 Hatchback (F21) (2011-...) 114 i (75KW / 102HP)                              |   |                                      |                    |             |   |
| 39   | BMM-F20RH   | SUPPORTO MOTORE ANTERIORE DESTRO     | Sospensione motore | 22116854252 |   |
|  | BMW 1 Hatchback (F20) (2010-...) 116 i (100KW / 136HP)                      |                                      |                    |             |   |
|  | BMW 1 Hatchback (F20) (2010-...) 118 i (125KW / 170HP)                      |                                      |                    |             |   |
|  | BMW 1 Hatchback (F20) (2010-...) 114 i (75KW / 102HP)                       |                                      |                    |             |   |
|  | BMW 3 Saloon (F30,F80) (2011-2016) 316 i (100KW / 136HP)                    |                                      |                    |             |   |
| BMW 1 Hatchback (F21) (2011-...) 114 i (75KW / 102HP)                              |   |                                      |                    |             |   |
| 40   | BMM-F25LH   | SUPPORTO MOTORE SINISTRO (IDRAULICO) | Sospensione motore | 22116785711 |  |
|  | BMW X3 Closed Off-Road Vehicle (F25) (2010-...) xDrive 28 i (190KW / 258HP) |                                      |                    |             |   |
|  | BMW X3 Closed Off-Road Vehicle (F25) (2010-...) xDrive 35 i (225KW / 306HP) |                                      |                    |             |   |
|  | BMW X4 Closed Off-Road Vehicle (F26) (2013-...) xDrive 35 i (225KW / 306HP) |                                      |                    |             |   |
|  | BMW X4 Closed Off-Road Vehicle (F26) (2013-...) M 40 i (265KW / 360HP)      |                                      |                    |             |   |
| BMW X4 (F26) Closed Off-Road Vehicle (F26) (2014-2018) xDrive 35 i (224KW / 305HP) |   |                                      |                    |             |   |

|  | CÓDIGO  | DESCRIPCIÓN                          | GRUPO              | OEM         | FOTO  |
|--|---|--------------------------------------|--------------------|-------------|---|
| 41   | BMM-F25N52RH  | SUPPORTO MOTORE ANTERIORE DESTRO     | Sospensione motore | 22116785712 |    |
|  | BMW X3 Closed Off-Road Vehicle (F25) (2010-...) xDrive 28 i (190KW / 258HP) |                                      |                    |             |   |
| 42   | BMM-F30LH   | SUPPORTO MOTORE SINISTRO (IDRAULICO) | Sospensione motore | 22116856183 |   |
|  | BMW X3 Closed Off-Road Vehicle (F25) (2010-...) xDrive 20 i (135KW / 184HP) |                                      |                    |             |   |
|  | BMW 1 Hatchback (F21) (2011-...) 118 d xDrive (105KW / 143HP)               |                                      |                    |             |   |
|  | BMW 3 Saloon (F30,F80) (2011-2016) 320 d xDrive (120KW / 163HP)             |                                      |                    |             |   |
|  | BMW 4 Coupe (F32,F82) (2013-2017) 420 i xDrive (135KW / 184HP)              |                                      |                    |             |   |
| 43   | BMM-F30N20RH  | SUPPORTO MOTORE DESTRO (IDRAULICO)   | Sospensione motore | 22116855456 |  |
|  | BMW X3 Closed Off-Road Vehicle (F25) (2010-...) xDrive 28 i (180KW / 245HP) |                                      |                    |             |   |
|  | BMW 1 Hatchback (F20) (2010-...) 116 d (85KW / 116HP)                       |                                      |                    |             |   |
|  | BMW 1 Hatchback (F20) (2010-...) 125 i (160KW / 218HP)                      |                                      |                    |             |   |
|  | BMW 1 Hatchback (F20) (2010-...) 116 d (85KW / 116HP)                       |                                      |                    |             |   |
|  | BMW 3 Saloon (F30,F80) (2011-2016) 328 i (180KW / 245HP)                    |                                      |                    |             |   |
| BMW 3 Saloon (F30,F80) (2011-2016) 320 i (135KW / 184HP) |   |                                      |                    |             |   |



|   | CÓDIGO   | DESCRIPCIÓN                          | GRUPO              | OEM         | FOTO  |
|---|--|--------------------------------------|--------------------|-------------|---|
| 44  | BMM-F30RH  | SUPPORTO MOTORE DESTRO (IDRAULICO)   | Sospensione motore | 22116856184 |    |
|   | BMW X3 Closed Off-Road Vehicle (F25) (2010-...) xDrive 20 i (135KW / 184HP)                                      |                                      |                    |             |   |
|   | BMW 1 Hatchback (F21) (2011-...) 118 d xDrive (105KW / 143HP)  |                                      |                    |             |   |
|   | BMW 3 Saloon (F30,F80) (2011-2016) 320 d xDrive (120KW / 163HP)  |                                      |                    |             |   |
|   | BMW 4 Coupe (F32,F82) (2013-2017) 420 i xDrive (135KW / 184HP)   |                                      |                    |             |   |
| 45  | BZM-117LH  | SUPPORTO MOTORE ANTERIORE SINISTRO   | Sospensione motore | A2462400617 |   |
|   | MERCEDES-BENZ B-CLASS Hatchback (W246,W242) (2011-...) B 180 (90KW / 122HP)                                      |                                      |                    |             |   |
|   | MERCEDES-BENZ B-CLASS Hatchback (W246,W242) (2011-...) B 200 (115KW / 156HP)                                     |                                      |                    |             |   |
|   | MERCEDES-BENZ B-CLASS Hatchback (W246,W242) (2011-...) B 180 CDI (80KW / 109HP)                                  |                                      |                    |             |   |
|   | MERCEDES-BENZ B-CLASS Hatchback (W246,W242) (2011-...) B 200 CDI (100KW / 136HP)                                 |                                      |                    |             |   |
| 46  | BZM-166DLH   | SUPPORTO MOTORE SINISTRO (IDRAULICO) | Sospensione motore | A1662406817 |  |
|   | MERCEDES-BENZ M-CLASS Closed Off-Road Vehicle (W166) (2011-2015) ML 350 BlueTEC 4-matic (190KW / 258HP)          |                                      |                    |             |   |
|   | MERCEDES-BENZ GLS (X166) Closed Off-Road Vehicle (X166) (2012-2015) GL 350 CDI / BlueTEC 4-matic (179KW / 243HP) |                                      |                    |             |   |
|   | MERCEDES-BENZ M-CLASS (W166) Closed Off-Road Vehicle (W166) (2012-2014) ML 350 CDI 4-matic (179KW / 243HP)       |                                      |                    |             |   |
|   | MERCEDES-BENZ GL-CLASS Closed Off-Road Vehicle (X166) (2012-2015) GL 350 CDI / BlueTec 4-matic (190KW / 258HP)   |                                      |                    |             |   |
| MERCEDES-BENZ GLE Coupe (C292) (2015-...) 350 d 4-matic (190KW / 258HP) |  |                                      |                    |             |   |

|    | CÓDIGO   | DESCRIPCIÓN                           | GRUPO              | OEM         | FOTO  |
|----|--|---------------------------------------|--------------------|-------------|---|
| 47 | BZM-166DRH   | SUPPORTO MOTORE DESTRO (IDRAULICO)    | Sospensione motore | A1662406917 |    |
|    | MERCEDES-BENZ M-CLASS Closed Off-Road Vehicle (W166) (2011-2015) ML 350 BlueTEC 4-matic (190KW / 258HP)          |                                       |                    |             |   |
|    | MERCEDES-BENZ GLS (X166) Closed Off-Road Vehicle (X166) (2012-2015) GL 350 CDI / BlueTEC 4-matic (179KW / 243HP) |                                       |                    |             |   |
|    | MERCEDES-BENZ M-CLASS (W166) Closed Off-Road Vehicle (W166) (2012-2014) ML 350 CDI 4-matic (179KW / 243HP)       |                                       |                    |             |   |
|    | MERCEDES-BENZ GL-CLASS Closed Off-Road Vehicle (X166) (2012-2015) GL 350 CDI / BlueTec 4-matic (190KW / 258HP)   |                                       |                    |             |   |
|    | MERCEDES-BENZ GLE Coupe (C292) (2015-...) 350 d 4-matic (190KW / 258HP)  |                                       |                    |             |   |
| 48 | BZM-166PRH   | SUPPORTO MOTORE DESTRO (IDRAULICO)    | Sospensione motore | A1662405917 |   |
|    | MERCEDES-BENZ M-CLASS Closed Off-Road Vehicle (W166) (2011-2015) ML 350 4-matic (225KW / 306HP)                  |                                       |                    |             |   |
|    | MERCEDES-BENZ M-CLASS Closed Off-Road Vehicle (W166) (2011-2015) ML 400 4-matic (245KW / 333HP)                  |                                       |                    |             |   |
|    | MERCEDES-BENZ GL-CLASS Closed Off-Road Vehicle (X166) (2012-2015) GL 400 (245KW / 333HP)                         |                                       |                    |             |   |
|    | MERCEDES-BENZ GL-CLASS Closed Off-Road Vehicle (X166) (2012-2015) GL 400 4-matic (245KW / 333HP)                 |                                       |                    |             |   |
|    | MERCEDES-BENZ M-CLASS Closed Off-Road Vehicle (W166) (2011-2015) ML 350 (225KW / 306HP)                          |                                       |                    |             |   |
| 49 | BZM-204F   | SUPPORTO MOTORE ANTERIORE (IDRAULICO) | Sospensione motore | A2042404317 |  |
|    | MERCEDES-BENZ CLS Coupe (C218) (2011-) CLS 350 (225KW / 306HP)   |                                       |                    |             |   |
|    | MERCEDES-BENZ C-CLASS Saloon (W204) (2007-2014) C 350 (225KW / 306HP)  |                                       |                    |             |   |
|    | MERCEDES-BENZ E-CLASS Estate (S212) (2009-2010) E 350 (200KW / 272HP)  |                                       |                    |             |   |
|    | MERCEDES-BENZ C-CLASS Coupe (C204) (2011-2014) C 350 (225KW / 306HP)   |                                       |                    |             |   |
|    | MERCEDES-BENZ E-CLASS Saloon (W212) (2009-2015) E 300 (170KW / 231HP)  |                                       |                    |             |   |

|    | CÓDIGO  | DESCRIPCIÓN                         | GRUPO              | OEM         | FOTO  |
|----|---|-------------------------------------|--------------------|-------------|---|
| 50 | BZM-204R  | SUPPORTO CAMBIO VELOCITÀ POSTERIORE | Cambio manuale     | A2202401818 |    |
|    | MERCEDES-BENZ C-CLASS Saloon (W202) (1993-2000) C 180 (90KW / 122HP)                    |                                     |                    |             |   |
|    | MERCEDES-BENZ CLS Coupe (C218) (2011-) CLS 350 (225KW / 306HP)                          |                                     |                    |             |   |
|    | MERCEDES-BENZ CLS Coupe (C218) (2011-) CLS 350 CDI (195KW / 265HP)                      |                                     |                    |             |   |
|    | MERCEDES-BENZ C-CLASS Saloon (W202) (1993-2000) C 200 (100KW / 136HP)                   |                                     |                    |             |   |
|    | MERCEDES-BENZ C-CLASS Estate (S204) (2007-2014) C 250 CGI (150KW / 204HP)               |                                     |                    |             |   |
| 51 | BZM-2054WDLH  | SUPPORTO MOTORE SINISTRO            | Sospensione motore | A2052400800 |   |
|    | MERCEDES-BENZ C-CLASS Saloon (W205) (2013-2016) C 200 4-matic (135KW / 184HP)           |                                     |                    |             |   |
|    | MERCEDES-BENZ C-CLASS Estate (S205) (2014-2016) C 200 4-matic (135KW / 184HP)           |                                     |                    |             |   |
|    | MERCEDES-BENZ GLC Closed Off-Road Vehicle (X253) (2015-...) 250 4-matic (155KW / 211HP) |                                     |                    |             |   |
|    | MERCEDES-BENZ GLC Closed Off-Road Vehicle (X253) (2015-...) 300 4-matic (180KW / 245HP) |                                     |                    |             |   |
|    | MERCEDES-BENZ C-CLASS Saloon (W205) (2013-2016) C 300 4-matic (180KW / 245HP)           |                                     |                    |             |   |
| 52 | BZM-2054WDRH  | SUPPORTO MOTORE DESTRO              | Sospensione motore | A2052400900 |  |
|    | MERCEDES-BENZ C-CLASS Saloon (W205) (2013-2016) C 200 4-matic (135KW / 184HP)           |                                     |                    |             |   |
|    | MERCEDES-BENZ C-CLASS Estate (S205) (2014-2016) C 200 4-matic (135KW / 184HP)           |                                     |                    |             |   |
|    | MERCEDES-BENZ GLC Closed Off-Road Vehicle (X253) (2015-...) 250 4-matic (155KW / 211HP) |                                     |                    |             |   |
|    | MERCEDES-BENZ GLC Closed Off-Road Vehicle (X253) (2015-...) 300 4-matic (180KW / 245HP) |                                     |                    |             |   |
|    | MERCEDES-BENZ C-CLASS Saloon (W205) (2013-2016) C 300 4-matic (180KW / 245HP)           |                                     |                    |             |   |

|    | CÓDIGO  | DESCRIPCIÓN                          | GRUPO              | OEM         | FOTO  |
|----|---|--------------------------------------|--------------------|-------------|---|
| 53 | BZM-2059ATR   | SUPPORTO CAMBIO VELOCITÀ POSTERIORE  | Cambio automatico  | A2052405300 |    |
|    | MERCEDES-BENZ C-CLASS Saloon (W205) (2013-2016) C 200 (135KW / 184HP)             |                                      |                    |             |   |
|    | MERCEDES-BENZ C-CLASS Saloon (W205) (2013-2016) C 180 (115KW / 156HP)             |                                      |                    |             |   |
|    | MERCEDES-BENZ V-CLASS MPV (W447) (2014-...) V 200 CDI / d (100KW / 136HP)         |                                      |                    |             |   |
|    | MERCEDES-BENZ VALENTE MPV (W447) (2014-...) V 200 CDI / d (100KW / 136HP)         |                                      |                    |             |   |
|    | MERCEDES-BENZ V-CLASS MPV (W447) (2014-...) V 220 CDI / d (120KW / 163HP)         |                                      |                    |             |   |
| 54 | BZM-205LH   | SUPPORTO MOTORE SINISTRO (IDRAULICO) | Sospensione motore | A2052400200 |   |
|    | MERCEDES-BENZ C-CLASS Saloon (W205) (2013-2016) C 200 (135KW / 184HP)             |                                      |                    |             |   |
|    | MERCEDES-BENZ C-CLASS Saloon (W205) (2013-2016) C 180 (115KW / 156HP)             |                                      |                    |             |   |
|    | MERCEDES-BENZ C-CLASS Saloon (W205) (2013-2016) C 250 (155KW / 211HP)             |                                      |                    |             |   |
|    | MERCEDES-BENZ C-CLASS Estate (S205) (2014-2016) C 180 (115KW / 156HP)             |                                      |                    |             |   |
|    | MERCEDES-BENZ C-CLASS Estate (S205) (2014-2016) C 200 (135KW / 184HP)             |                                      |                    |             |   |
| 55 | BZM-205R  | SUPPORTO CAMBIO VELOCITÀ POSTERIORE  | Cambio manuale     | A2052400818 |  |
|    | MERCEDES-BENZ C-CLASS Saloon (W205) (2013-2016) C 200 (135KW / 184HP)             |                                      |                    |             |   |
|    | MERCEDES-BENZ C-CLASS Saloon (W205) (2013-2016) C 180 (115KW / 156HP)             |                                      |                    |             |   |
|    | MERCEDES-BENZ C-CLASS Saloon (W205) (2013-2016) C 250 (155KW / 211HP)             |                                      |                    |             |   |
|    | MERCEDES-BENZ C-CLASS Saloon (W205) (2013-2016) C 180 BlueTEC / d (85KW / 116HP)  |                                      |                    |             |   |
|    | MERCEDES-BENZ C-CLASS Saloon (W205) (2013-2016) C 200 BlueTEC / d (100KW / 136HP) |                                      |                    |             |   |

|    | CÓDIGO  | DESCRIPCIÓN                          | GRUPO              | OEM         | FOTO  |
|----|---|--------------------------------------|--------------------|-------------|---|
| 56 | BZM-205RH   | SUPPORTO MOTORE DESTRO (IDRAULICO)   | Sospensione motore | A2052400300 |    |
|    | MERCEDES-BENZ C-CLASS Saloon (W205) (2013-2016) C 200 (135KW / 184HP)             |                                      |                    |             |   |
|    | MERCEDES-BENZ C-CLASS Saloon (W205) (2013-2016) C 180 (115KW / 156HP)             |                                      |                    |             |   |
|    | MERCEDES-BENZ C-CLASS Saloon (W205) (2013-2016) C 250 (155KW / 211HP)             |                                      |                    |             |   |
|    | MERCEDES-BENZ C-CLASS Estate (S205) (2014-2016) C 180 (115KW / 156HP)             |                                      |                    |             |   |
|    | MERCEDES-BENZ C-CLASS Estate (S205) (2014-2016) C 200 (135KW / 184HP)             |                                      |                    |             |   |
| 57 | BZM-212   | SUPPORTO MOTORE ANTERIORE            | Sospensione motore | A2122407217 |   |
|    | MERCEDES-BENZ E-CLASS Saloon (W212) (2009-2015) E 200 (135KW / 184HP)             |                                      |                    |             |   |
|    | MERCEDES-BENZ E-CLASS Saloon (W212) (2009-2015) E 250 (155KW / 211HP)             |                                      |                    |             |   |
|    | MERCEDES-BENZ E-CLASS Estate (S212) (2009-2010) E 200 (135KW / 184HP)             |                                      |                    |             |   |
|    | MERCEDES-BENZ E-CLASS Estate (S212) (2009-2010) E 250 (155KW / 211HP)             |                                      |                    |             |   |
|    | MERCEDES-BENZ E-CLASS Saloon (W212) (2009-2015) E 200 NGT (115KW / 156HP)         |                                      |                    |             |   |
| 58 | BZM-221LH   | SUPPORTO MOTORE SINISTRO (IDRAULICO) | Sospensione motore | A2212406417 |  |
|    | MERCEDES-BENZ S-CLASS Saloon (W221) (2005-2013) S 500 CGI 4-matic (320KW / 435HP) |                                      |                    |             |   |
|    | MERCEDES-BENZ S-CLASS Saloon (1985-2017) S 550 4-matic ()                         |                                      |                    |             |   |



|  | CÓDIGO  | DESCRIPCIÓN                          | GRUPO              | OEM         | FOTO |
|--|---|--------------------------------------|--------------------|-------------|------|
| 59   | BZM-222LH   | SUPPORTO MOTORE SINISTRO (IDRAULICO) | Sospensione motore | A2222407917 |      |
|  | MERCEDES-BENZ S-CLASS Saloon (W222,V222,X222) (2013-) S 350 BlueTEC / d 4-matic (190KW / 258HP) |                                      |                    |             |      |
|  | MERCEDES-BENZ S-CLASS Saloon (W222,V222,X222) (2013-) S 350 BlueTEC 4-matic (185KW / 252HP)     |                                      |                    |             |      |
|  | MERCEDES-BENZ S-CLASS Saloon (W222,V222,X222) (2013-) S 400 4-matic (245KW / 333HP)             |                                      |                    |             |      |
|  | MERCEDES-BENZ S-CLASS Saloon (1985-2017) S 400 Maybach 4-matic (350KW / 476HP)                  |                                      |                    |             |      |
| MERCEDES-BENZ S-CLASS Coupe (C217) (2014-...) S 400 4-matic (270KW / 367HP)                    |   |                                      |                    |             |      |
| 60   | BZM-222RH   | SUPPORTO MOTORE DESTRO (IDRAULICO)   | Sospensione motore | A2222408017 |      |
|  | MERCEDES-BENZ S-CLASS Saloon (W222,V222,X222) (2013-) S 350 BlueTEC / d 4-matic (190KW / 258HP) |                                      |                    |             |      |
|  | MERCEDES-BENZ S-CLASS Saloon (W222,V222,X222) (2013-) S 350 BlueTEC 4-matic (185KW / 252HP)     |                                      |                    |             |      |
|  | MERCEDES-BENZ S-CLASS Saloon (W222,V222,X222) (2013-) S 400 4-matic (245KW / 333HP)             |                                      |                    |             |      |
|  | MERCEDES-BENZ S-CLASS Saloon (1985-2017) S 400 Maybach 4-matic (350KW / 476HP)                  |                                      |                    |             |      |
| MERCEDES-BENZ S-CLASS Coupe (C217) (2014-...) S 400 4-matic (270KW / 367HP)                    |   |                                      |                    |             |      |
| 61   | BZM-GLK   | SUPPORTO MOTORE (IDRAULICO)          | Sospensione motore | A2042402017 |      |
|  | MERCEDES-BENZ GLK-CLASS Closed Off-Road Vehicle (X204) (2008-2015) 350 (200KW / 272HP)          |                                      |                    |             |      |
|  | MERCEDES-BENZ GLK-CLASS Closed Off-Road Vehicle (X204) (2008-2015) 280 4-matic (170KW / 231HP)  |                                      |                    |             |      |
|  | MERCEDES-BENZ GLK-CLASS Closed Off-Road Vehicle (X204) (2008-2015) 350 4-matic (200KW / 272HP)  |                                      |                    |             |      |
| MERCEDES-BENZ GLK-CLASS Closed Off-Road Vehicle (X204) (2008-2015) 300 4-matic (170KW / 231HP) |   |                                      |                    |             |      |



|   | CÓDIGO  | DESCRIPCIÓN                | GRUPO              | OEM          | FOTO  |
|---|---|----------------------------|--------------------|--------------|---|
| 62  | LRM-L319F   | SUPPORTO MOTORE ANTERIORE  | Sospensione motore | LR014113     |    |
|   | LAND ROVER DISCOVERY Closed Off-Road Vehicle (L319) (2004-2009) 3.0 TD 4x4 (155KW / 211HP)        |                            |                    |              |   |
|   | LAND ROVER RANGE ROVER SPORT Closed Off-Road Vehicle (L320) (2005-2013) 3.0 D 4x4 (155KW / 211HP) |                            |                    |              |   |
|   | LAND ROVER DISCOVERY Closed Off-Road Vehicle (L319) (2004-2009) 3.0 4x4 (250KW / 340HP)           |                            |                    |              |   |
|   | LAND ROVER DISCOVERY Closed Off-Road Vehicle (L319) (2004-2009) 3.0 SDV6 4x4 (188KW / 256HP)      |                            |                    |              |   |
|   | LAND ROVER RANGE ROVER SPORT Closed Off-Road Vehicle (L320) (2005-2013) 3.0 D 4x4 (188KW / 256HP) |                            |                    |              |   |
| 63  | MZM-BONR  | SUPPORTO MOTORE POSTERIORE | Sospensione motore | S47R-39-34YA |   |
|   | MAZDA E-SERIE Box (SG,SK) (2003-2006) E2000 (71KW / 97HP)   |                            |                    |              |   |
|   | MAZDA E-SERIE Box (SG,SK) (2003-2006) E1800i (67KW / 91HP)  |                            |                    |              |   |
|   | MAZDA BONGO VAN Bus (SK_) Bus (SK_) (1999-...) 1.8 (75KW / 102HP)                                 |                            |                    |              |   |
|   | MAZDA BONGO VAN Bus (SK_) Bus (SK_) (1999-...) 1.8 4WD (75KW / 102HP)                             |                            |                    |              |   |
| MAZDA BONGO TRUCK Platform/Chassis (SKF_) Platform/Chassis (SKF_) (2010-...) 1.8 4WD (75KW / 102HP) |   |                            |                    |              |   |
| 64  | VLM-XC90RH  | SUPPORTO MOTORE DESTRO     | Sospensione motore | 30793797     |  |
|   | VOLVO XC90 Estate (275) (2002-2014) 3.2 AWD (179KW / 243HP)                                       |                            |                    |              |   |
|   | VOLVO XC90 Estate (275) (2002-2014) 3.2 AWD (175KW / 238HP)                                       |                            |                    |              |   |
|   | VOLVO XC90 Closed Off-Road Vehicle (275) (2002-2014) 3.2 (179KW / 243HP)                          |                            |                    |              |   |
|   | VOLVO XC90 Closed Off-Road Vehicle (275) (2002-2014) 3.2 (175KW / 238HP)                          |                            |                    |              |   |

|   | CÓDIGO  | DESCRIPCIÓN                                      | GRUPO                    | OEM                       | FOTO   |
|---|---|--|--------------------------|---------------------------|--|
| 65  | VWCB-AM   | CUSCINETTO<br>SUPPORTO<br>ALBERO<br>TRASMISSIONE | Trasmissione al<br>ponte | 2H0598351A                |   |
|   | VW AMAROK Pickup (2HA,2HB,S1B,S6B,S7A,S7B) (2010-...) 2.0 TSI (118KW / 160HP)           |  |                          |                           |  |
|   | VW AMAROK Pickup (2HA,2HB,S1B,S6B,S7A,S7B) (2010-...) 2.0 BiTDI 4motion (132KW / 180HP) |  |                          |                           |  |
|   | VW AMAROK Pickup (2HA,2HB,S1B,S6B,S7A,S7B) (2010-...) 2.0 BiTDI (120KW / 163HP)         |  |                          |                           |  |
|   | VW AMAROK Pickup (2HA,2HB,S1B,S6B,S7A,S7B) (2010-...) 2.0 BiTDI 4motion (120KW / 163HP) |  |                          |                           |  |
| VW AMAROK Pickup (2HA,2HB,S1B,S6B,S7A,S7B) (2010-...) 2.0 TDI (90KW / 122HP)              |   |  |                          |                           |  |
| 66  | VWM-NFP   | SUPPORTO<br>MOTORE<br>(IDRAULICO)                | Sospensione<br>motore    | 7P6199131;<br>95837504910 |  |
|   | VW TOUAREG Closed Off-Road Vehicle (7P5,7P6) (2010-...) 3.0 V6 TSI (213KW / 290HP)      |  |                          |                           |  |
|   | VW TOUAREG Closed Off-Road Vehicle (7P5,7P6) (2010-...) 3.6 V6 FSI (183KW / 249HP)      |  |                          |                           |  |
|   | VW TOUAREG Closed Off-Road Vehicle (7P5,7P6) (2010-...) 4.2 V8 FSI (265KW / 360HP)      |  |                          |                           |  |
|   | VW TOUAREG Closed Off-Road Vehicle (7P5,7P6) (2010-...) 3.6 V6 FSI (206KW / 280HP)      |  |                          |                           |  |
| VW TOUAREG Closed Off-Road Vehicle (7P5,7P6) (2010-...) 3.0 V6 TSI Hybrid (245KW / 333HP) |   |  |                          |                           |  |